



# Program Overview

The skills listed under each level are what your child will be learning; your child doesn't need those skills in order to join to that level.

## SWIM STARTERS

Parent\* & child lessons

**A**  
Water  
Discovery

Introduces infants and toddlers to the aquatic environment

**B**  
Water  
Exploration

Focuses on exploring body positions, blowing bubbles, and fundamental safety and aquatic skills

### Outcomes

Accompanied by a parent, infants and toddlers learn to be comfortable in the water and develop swim readiness skills through fun and confidence-building experiences, while parents learn about water safety, drowning prevention, and the importance of supervision.

## SWIM BASICS (Safety Around Water)

Recommended skills for all to have around water

**1**  
Water  
Acclimation

Increases comfort with underwater exploration and introduces basic self-rescue skills performed with assistance

**2**  
Water  
Movement

Encourages forward movement in water and basic self-rescue skills performed independently

**3**  
Water  
Stamina

Develops intermediate self-rescue skills performed at longer distances than in previous stages

### Outcomes

Students learn personal water safety and achieve basic swimming competency by learning two benchmark skills:

- Swim, float, swim—sequencing front glide, roll, back float, roll, front glide, and exit
- Jump, push, turn, grab

## SWIM STROKES

Skills to support a healthy lifestyle

**4**  
Stroke  
Introduction

Introduces basic stroke technique in front crawl and back crawl and reinforces water safety through treading water and elementary backstroke

**5**  
Stroke  
Development

Introduces breaststroke and butterfly and reinforces water safety through treading water and sidestroke

**6**  
Stroke  
Mechanics

Refines stroke technique on all major competitive strokes and encourages swimming as part of a healthy lifestyle

### Outcomes

Having mastered the fundamentals, students learn additional water safety skills and build stroke technique, developing skills that prevent chronic disease, increase social-emotional and cognitive well-being, and foster a lifetime of physical activity.

## PATHWAYS

Specialized tracks

**Competition**

**Leadership**


**Recreation**


### Outcomes


Students build confidence, cultivate their passion, and stay active through specialized tracks.


\*We define parent broadly to include all adults with primary responsibility for raising children, including biological parents, adoptive parents, guardians, stepparents, grandparents, or any other type of parenting relationship.

# Stages of Learning

 Infant & Toddler  
6 mos.–3 yrs.  
Stages A–B

 Preschool  
3–5 yrs.  
Stages 1–4

 School Age  
5–12 yrs.  
Stages 1–6

 Teen & Adult  
12+ yrs.  
Stages 1–6

## SWIM STARTERS

Parent & child lessons

### A Water Discovery

**Blow bubbles**  
on surface,  
assisted

**Front tow**  
chin in water,  
assisted

**Water exit**  
parent & child  
together

**Water entry**  
parent & child  
together

**Back float**  
assisted, head on  
shoulder

**Roll**  
assisted

**Front float**  
chin in water,  
assisted

**Back tow**  
assisted, head on  
shoulder

**Wall grab**  
assisted

### B Water Exploration

**Blow bubbles**  
mouth & nose  
submerged,  
assisted

**Front tow**  
blow bubbles,  
assisted

**Water exit**  
assisted

**Water entry**  
assisted

**Back float**  
assisted, head  
on chest

**Roll**  
assisted

**Front float**  
blow bubbles,  
assisted

**Back tow**  
assisted, head  
on chest

**Monkey crawl**  
assisted, on edge,  
5 ft.

## SWIM BASICS

Recommended skills for all to have around water

### 1 Water Acclimation

**Submerge**  
bob independently

**Front glide**  
assisted, to wall,  
5 ft.

**Water exit**  
independently

**Jump, push,  
turn, grab**  
assisted

**Back float**  
assisted,  
10 secs., recover  
independently

**Roll**  
assisted

**Front float**  
assisted,  
10 secs., recover  
independently

**Back glide**  
assisted, at wall,  
5 ft.

**Swim, float,  
swim**  
assisted, 10 ft.

### 2 Water Movement

**Submerge**  
look at object on  
bottom

**Front glide**  
10 ft. (5 ft.  
preschool)

**Water exit**  
independently

**Jump, push,  
turn, grab**

**Back float**  
20 secs. (10 secs.  
preschool)

**Roll**

**Front float**  
20 secs. (10 secs.  
preschool)

**Back glide**  
10 ft. (5 ft.  
preschool)

**Tread water**  
10 secs., near  
wall, & exit

**Swim, float, swim**  
5 yd.

### 3 Water Stamina

**Submerge**  
retrieve object in  
chest-deep water

**Swim on front**  
15 yd. (10 yd.  
preschool)

**Water exit**  
independently

**Jump, swim,  
turn, swim, grab**  
10 yd.

**Swim on back**  
15 yd. (10 yd.  
preschool)

**Roll**

**Tread water**  
1 min. & exit  
(30 secs.  
preschool)

**Swim, float,  
swim**  
25 yd. (15 yd.  
preschool)

## SWIM STROKES

Skills to support a healthy lifestyle

### 4 Stroke Introduction

**Endurance**  
any stroke or  
combination of  
strokes, 25 yd.

**Front crawl**  
rotary breathing,  
15 yd.

**Back crawl**  
15 yd.

**Dive**  
sitting

**Resting stroke**  
elementary  
backstroke,  
15 yd.

**Tread water**  
scissor & whip  
kick, 1 min.

**Breaststroke**  
kick, 15 yd.

**Butterfly**  
kick, 15 yd.

### 5 Stroke Development

**Endurance**  
any stroke or  
combination of  
strokes, 50 yd.

**Front crawl**  
bent-arm  
recovery,  
25 yd.

**Back crawl**  
pull, 25 yd.

**Dive**  
kneeling

**Resting stroke**  
sidestroke,  
25 yd.

**Tread water**  
scissor & whip  
kick, 2 mins.

**Breaststroke**  
25 yd.

**Butterfly**  
simultaneous arm  
action & kick,  
15 yd.

### 6 Stroke Mechanics

**Endurance**  
any stroke or  
combination of  
strokes, 150 yd.

**Front crawl**  
flip turn,  
50 yd.

**Back crawl**  
pull & flip turn,  
50 yd.

**Dive**  
standing

**Resting stroke**  
elementary  
backstroke or  
sidestroke,  
50 yd.

**Tread water**  
retrieve object  
off bottom,  
tread 1 min.

**Breaststroke**  
open turn,  
50 yd.

**Butterfly**  
25 yd.

## PATHWAYS

Specialized tracks

### Competition



### Leadership



### Recreation



The skills listed under each level are what your child will be learning; your child doesn't need those skills in order to join to that level.